

DESIGNER SERIES

b&d

UPDATED WITH 4 EXTRA CLADDING STYLES

Axolotl, Clad-Match, Perf-Panel Residential, Perf-Panel Commercial



GARAGE DOOR BRAND

*2019, May 2019

THE B&D® DESIGNER OPTIONS

FEATURED PROFILE:
Design: Castellated 35
Weatherwood

1 CHOOSE OUR FLUSH MOUNT SYSTEM & DESIGNER RANGE DOORS

You'll discover a wonderful extended range of designer door ideas in this, our latest brochure. Architecturally inspired residential and commercial door designs that bring the wonderfully creative collision of beautiful form and efficient function to garage openings.

Our flush mount system mounts a garage door so that the door cladding is flush with the surrounding façade instead of set back. This on-trend approach provides the appearance that your sectional garage door seamlessly integrates to the front of your home; only to be noticed when the door actually begins to open. Providing visual impact, scale and a true façade appearance, flush mount doors are the key to creating external individuality in new home construction and renovations.

2 CHOOSE OUR FLUSH MOUNT SYSTEM FRAME ONLY

Many contemporary building designs require a garage door that seamlessly integrates within an entire wall façade. In this instance there is no better option than our B&D® Flush Mount System Frame. Talk to us about your project, we help make your dream doors open.




DESIGNERSERIES



B&D® Flush Mount System and Frame Only (client's own choice of cladding)

*Important: when selecting your own cladding, you must liaise with B&D to ensure the product is suitable for use on a garage door



FEATURED PROFILE:
Design: Cortex Horizontal
Metal: Bronze Florentine
3 per Panel Configuration

AXOLOTL DESIGN

Axolotl has pushed the boundaries of design since 1995 when it pioneered the bonding of semi-precious metal onto any substrate. With a shared passion for innovation and design, B&D® and Axolotl have partnered to develop a range of premium garage doors demonstrating new aesthetics that meet the increasingly diverse requirements of architects and home owners alike. This option allows you to create an individual masterpiece of garage door design and really stretch their imagination, as they can choose custom combinations from a range of metals, textures and patinas.

METALS

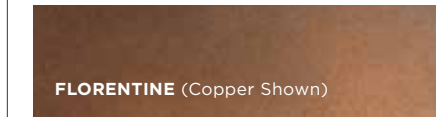




DESIGN



OUR RANGE IS BUILT AROUND OFFERING THE MOST POPULAR LOOKS. OTHER TEXTURES AVAILABLE - FOR A DETAILED DISCUSSION PLEASE CONTACT US AT CUSTOMDOORS@BND.COM.AU

PATINAS



PREMIUM OPTIONS



WARRANTY

10 YEAR

For the ultimate in garage luxury, some of our Designer Series doors can be insulated and have powder coated frames and hardware as an option. All come with stainless steel cables as standard. Maximum heights and widths are limited depending on the choice of design and orientation. Premium Options are limited to certain sized doors. Check with B&D® or a B&D® Accredited Dealer for confirmation.









FEATURED PROFILE:
 Weathertex Weathergroove
 150 Natural
 Colour: Intergrain
 Charred Black

CLAD-MATCH

Clad-Match was born from home owners asking us if we could match the cladding on our doors to the cladding specified on their new homes. Now, through the wonderful collaboration of Australia's most popular exterior cladding manufacturers, Weathertex® and James Hardie®, together we offer a comprehensive range of designer doors that, well, match the cladding. Beautifully.

DESIGN

DESIGN	FINISH	SIZING	ORIENTATION	MANUFACTURER
 AXON	SMOOTH OR GRAINED	133mm 400mm	VERTICAL	
 WEATHERGROOVE	SMOOTH OR NATURAL	150mm 300mm	VERTICAL	
 SELFLOK ECOGROOVE	SMOOTH OR NATURAL	150mm 300mm Staggered pattern max width 6.4	HORIZONTAL	

PREMIUM OPTIONS

-  FLUSH MOUNT
-  POWDER COATED FRAME & HARDWARE
-  B&D® AUTOMATION
-  SMART PHONE CONTROL KIT
-  INSULATION
-  AUTOLOCK

WARRANTY

10 YEAR


For the ultimate in garage luxury, some of our Designer Series doors can be insulated and have powder coated frames and hardware as an option. All come with stainless steel cables as standard. Maximum heights and widths are limited depending on the choice of design and orientation. Premium Options are limited to certain sized doors. Check with B&D® or a B&D® Accredited Dealer for confirmation.



FEATURED PROFILE:
 Birdsticks

PERF PANEL - RESIDENTIAL

Perf Panel is, as the name suggests, an exciting range of doors cut or perforated in a variety of creative designs, bringing real personality to garage doors and car ports. Our designers transform 2.5mm marine grade aluminium into art pieces that you get to interact with everyday around your home. Perf Panel is a popular choice for home owners in warmer climates where air flow is encouraged and where a solid door would otherwise limit the entry of a cooling breeze. Choose from a range of contemporary designs and powder coated designer colours. We can also add an acrylic backing as a clear, or semi-opaque privacy screen to let light in and not the weather.

MONSTERA	BIRDSTICKS	PALMY	POPULAR POWDER COAT OPTIONS	
 Perforated open area 21%	 Perforated open area 32%	 Perforated open area 21%	 MONUMENT ELEMENTS	 SURFMIST ELEMENTS
 Lasercut open area 23%	 Lasercut open area 42%	 Lasercut open area 23%	 PEWTER PEARL	 MATT CHAMPAGNE KINETIC
 Perforated open area 32%	 Perforated open area 32%	 Perforated open area 32%	 WHITE BASE MANNEX	 CITY SILVER PEARL ETERNITY
 Lasercut open area 42%	 Lasercut open area 42%	 Lasercut open area 42%	 BLACK ELEMENTS	

For the ultimate in garage luxury, some of our Designer Series doors can be insulated and have powder coated frames and hardware as an option. All come with stainless steel cables as standard. Maximum heights and widths are limited depending on the choice of design and orientation. Premium Options are limited to certain sized doors. Check with B&D® or a B&D® Accredited Dealer for confirmation.



FEATURED PROFILE:
Castellated 35 Vertical
Colour: Spotted Gum


BIOWOOD®

Durable and strong, Biowood® is a wood-plastic composite architectural product which is low maintenance and environmentally friendly. This means that you spend less time worrying about it and more time enjoying your garage door and/or façade. Biowood® is termite, fire, water, mould and mildew resistant, in fact it's a highly versatile material well suited to Australia's varied climate.


HORIZONTAL STYLES



CASTELLATED 35 HORIZONTAL

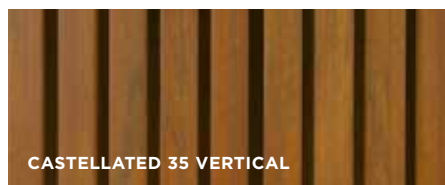


90 HORIZONTAL




150 HORIZONTAL

VERTICAL STYLES



CASTELLATED 35 VERTICAL




90 VERTICAL



150 VERTICAL

COLOURS - SWATCHES



BLACK JAPAN

SPOTTED GUM



WEATHERWOOD

NATURAL OAK

PREMIUM OPTIONS

-  FLUSH MOUNT
-  POWDER COATED FRAME & HARDWARE
-  B&D® AUTOMATION
-  SMART PHONE CONTROL KIT
-  INSULATION
-  AUTOLOCK

WARRANTY

10 YEAR

For the ultimate in garage luxury, some of our Designer Series doors can be insulated and have powder coated frames and hardware as an option. All come with stainless steel cables as standard. Premium Options are limited to certain sized doors. Check with B&D® or a B&D® Accredited Dealer for confirmation.




FEATURED PROFILE:
25:50:25 Prodema
Colour: Rustik

MAX WIDTH 2.4m


PRODEMA PRODEX

Prodema Prodex is a stunning, unique and natural timber product, ideal for both standard and flush-mounted doors. It uses a highly resistant outer film that protects your door from nature's elements, and is totally maintenance free. It is also anti-graffiti and non-stick, preventing organic matter from developing on the panel's surface and reducing the build-up of dust and dirt from ambient pollution. Prodema Prodex is environmentally certified, guaranteeing it is manufactured with raw forest materials and managed in a socially and environmentally responsible way.


COLOUR OPTIONS



COLOUR: PALE

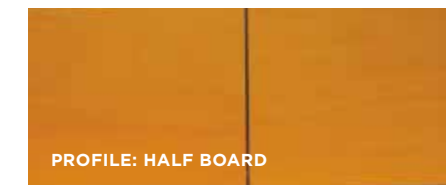


COLOUR: RUSTIK

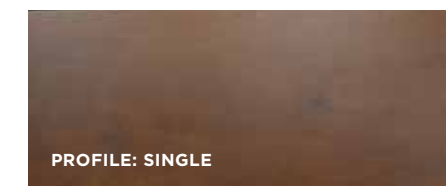


COLOUR: NUX

DESIGN OPTIONS



PROFILE: HALF BOARD

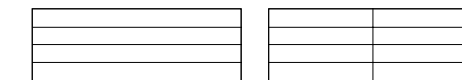


PROFILE: SINGLE

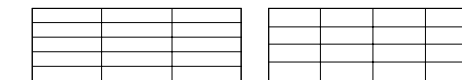


PROFILE: FLOOR BOARD

CONFIGURATION OPTIONS



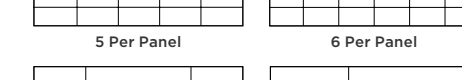
Single (max width 2.4m)



2 Per Panel



3 Per Panel



4 Per Panel



5 Per Panel



6 Per Panel



25:50:25

(Left Or Right Hand Side)



33:66

(Left Or Right Hand Side)



Floorboard

PREMIUM OPTIONS

-  FLUSH MOUNT
-  POWDER COATED FRAME & HARDWARE
-  B&D® AUTOMATION
-  SMART PHONE CONTROL KIT
-  INSULATION
-  AUTOLOCK

WARRANTY

10 YEAR

For the ultimate in garage luxury, some of our Designer Series doors can be insulated and have powder coated frames and hardware as an option. All come with stainless steel cables as standard. Premium Options are limited to certain sized doors. Check with B&D® or a B&D® Accredited Dealer for confirmation.




















FEATURED PROFILE:
Timber Look
Colour: Atlantic Cedar
Opaque Acrylic

SLATTED COLLECTION

Match your home's modern façade with a slatted garage door. Made from durable aluminium, these slats can be powder coated in a large range of Dulux® colours and are also available in 8 unique timber look colours. Slatted options are available with or without backing to add character to your door or maximise airflow. Backings are available in COLORBOND® steel, or acrylic for a slightly transparent finish. COLORBOND® backings are available in the standard COLORBOND® range. Acrylic inserts are available in Clear, Opaque or Smoked.

COLOUR OPTIONS - OUR SLATTED DOORS COME IN 8 UNIQUE TIMBER LOOK COLOURS

 JARRAH	 ATLANTIC CEDAR	 TASSIE OAK			
 BLACKBUTT	 LIGHT OAK	 BUSH CHERRY			
 WESTERN RED CEDAR	 KWILA	<p>ACRYLIC BACKING COLOURS</p> <table border="0"> <tr> <td> CLEAR</td> <td> SMOKE</td> <td> OPAQUE</td> </tr> </table>	 CLEAR	 SMOKE	 OPAQUE
 CLEAR	 SMOKE	 OPAQUE			

PREMIUM OPTIONS

-  FLUSH MOUNT
-  POWDER COATED FRAME & HARDWARE
-  B&D® AUTOMATION
-  SMART PHONE CONTROL KIT
-  AUTOLOCK

WARRANTY

10 YEAR

For the ultimate in garage luxury, some of our Designer Series doors can be insulated and have powder coated frames and hardware as an option. All come with stainless steel cables as standard. Premium Options are limited to certain sized doors. Check with B&D® or a B&D® Accredited Dealer for confirmation.

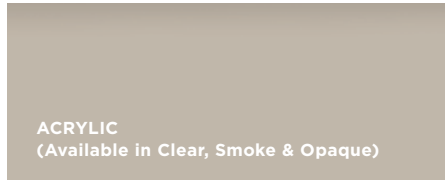
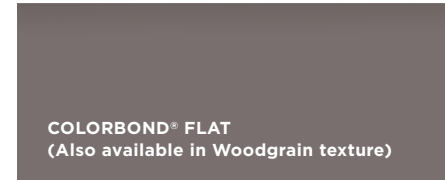
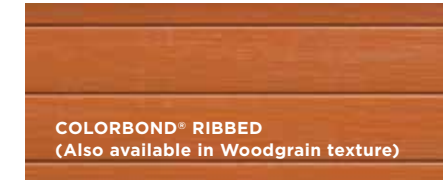


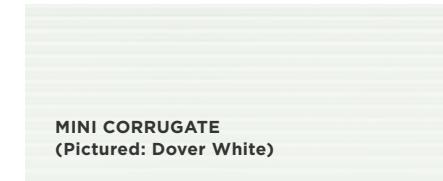



FEATURED PROFILE:
Acrylic Insert
Colour: Opaque

CUSTOM INSERT COLLECTION

Unique effects to enhance the look of your home. Our Custom Insert Collection delivers a broad range of looks from flat to corrugated, ribbed to patterned. You are sure to find a look that suits your home. Frame manufactured from industrial-strength construction and available in an extensive powder coat colour selection, to complement your home's colour scheme. A range of insert options allows you to design the door that suits the look you're after. Custom panel sizes and evenly spaced insert openings ensure the door fits your home perfectly.

INSERT OPTIONS

 ACRYLIC (Available in Clear, Smoke & Opaque)	 COLORBOND® FLAT (Also available in Woodgrain texture)	 COLORBOND® RIBBED (Also available in Woodgrain texture)
 ALUMPANEL	 CHECKERPLATE (Pictured: Surfmist)	 MINI CORRUGATE (Pictured: Dover White)
 ALUMPANEL PLUS AIR (Pictured: Monument)		

PREMIUM OPTIONS

-  FLUSH MOUNT
-  POWDER COATED FRAME & HARDWARE
-  B&D® AUTOMATION
-  SMART PHONE CONTROL KIT
-  AUTOLOCK

WARRANTY

10 YEAR

For the ultimate in garage luxury, some of our Designer Series doors can be insulated and have powder coated frames and hardware as an option. All come with stainless steel cables as standard. Premium Options are limited to certain sized doors. Check with B&D® or a B&D® Accredited Dealer for confirmation.



FEATURED PROFILE:
25.50.25
Colour: Alpolic White

SHEER PANEL COLLECTION

Our Sheer Panel Collection is a stunning statement piece for your home that reflects a contemporary sense of style. Choose from a broad range of colours in Alpolic aluminium composite and acrylic materials to create a floating, seamless appearance. Alpolic aluminium composite delivers a bold metallic finish, whilst our acrylic range delivers a glass-like gloss finish for incredible visual appeal. If you need to perfectly match an architectural feature or require a truly bespoke solution, contact us or your local B&D® Accredited Dealership.

ON-TREND ALUMINIUM COMPOSITE PANEL OPTIONS

ALUMINIUM GREY	ANTHRACITE GREY	WHITE	OFF WHITE
DARK GREY METALLIC	MEDIUM GREY METALLIC	SILVER METALLIC	SPARKLING BLACK
SLATE BLACK	MANGANESE	CHARCOAL	MEDIUM BRONZE
BLACK	MONUMENT	ALPOLIC IS FIRE SAFETY TESTED TO AS 1530 PART 3	

CONFIGURATION OPTIONS

Single	2 Per Panel
3 Per Panel	4 Per Panel
5 Per Panel	6 Per Panel
25:50:25	33:66 (Left Or Right Hand Side)
25:75 (Left Or Right Hand Side)	


PREMIUM OPTIONS

-  FLUSH MOUNT
-  POWDER COATED FRAME & HARDWARE
-  B&D® AUTOMATION
-  SMART PHONE CONTROL KIT
-  INSULATION
-  AUTOLOCK

WARRANTY

10 YEAR











For the ultimate in garage luxury, some of our Designer Series doors can be insulated and have powder coated frames and hardware as an option. All come with stainless steel cables as standard. Premium Options are limited to certain sized doors. Check with B&D® or a B&D® Accredited Dealer for confirmation.



FEATURED PROFILE:
Locker Group R9551 face mounted and custom head panel
Colour: Colorbond® Monument

PERF PANEL – COMMERCIAL

Our Perf Panel Commercial series offers architects and designers of multi-residential new builds, car parks and inner city repurposed projects (to name a few), a product with which to express a modern, industrial stance while delivering the high level of mechanical security, while providing ventilation, the product is intended for. Talk to us about your plans, we have a precision perforated aluminium door design that will fit the task and favourably feature the personality of your project. If you're looking for a bespoke product, we can tailor to your precise design brief.

AERO  Open area 50%	AZTEC  Open area 28%	DOMINO 580  Open area 33%	HERRINGBONE  Open area 43%	ODYSSEY  Open area 50%
AERO 400  Open area 56%	CHAMPAGNE  Open area 22%	DOMINO 350  Open area 25%	MOROCCO  Open area 21%	RIBBON  Open area 51%

POPULAR POWDER COAT OPTIONS

MONUMENT ELEMENTS	SURFMIST ELEMENTS	WHITE BASE MANNEX	MATT CHAMPAGNE KINETIC
PEWTER PEARL	CITY SILVER PEARL ETERNITY	BLACK ELEMENTS	AIRPANEL B&D Standard Commercial Door P7X

For the ultimate in garage luxury, some of our Designer Series doors can be insulated and have powder coated frames and hardware as an option. All come with stainless steel cables as standard. Premium Options are limited to certain sized doors. Check with B&D® or a B&D® Accredited Dealer for confirmation. Axon™ and James Hardie® denote a trademark and/or registered mark owned by James Hardie Ltd.

THE NAME AUSTRALIA KNOWS AND TRUSTS, B&D® WAS FOUNDED BY TWO AUSTRALIAN INNOVATORS ARTHUR BYRNE AND PAUL DAVIDSON. OUR NEW RANGE OF GARAGE DOORS – THE DESIGNER SERIES BY B&D® – REFLECTS THEIR WONDERFUL ORIGINALITY, INDIVIDUALITY AND ABILITY TO THINK OUTSIDE NORMS. WHILE INTEGRATED DESIGN IS A FEATURE OF THIS NEW DIRECTION FOR B&D®, SAFETY FOR ALL PRECIOUS THINGS BEHIND OUR DOORS IS STILL PARAMOUNT.

Safe as can

Safe and secure design is our priority, helping protect the things you hold precious. Our commitment to quality flows through everything we do. You can always rely on our build quality and commitment to safety to stand the test of time. Our latest Designer Series of garage doors brings together cutting edge technology, beautiful design options and proven reliability that only 60 years of experience can deliver.

DESIGNER SERIES



Call: 13 62 63

Visit: bnd.com.au



B&D® REPRESENTATIVE:

All finishes and colour options shown here have been reproduced to represent actual product colours as accurately as possible. However, we recommend checking your chosen colour and/or finish against an actual sample of the product before purchasing as varying light conditions and limitations of the printing process may affect colour tones. B&D® recommends you visit your nearest B&D® Accredited Dealership to view a sample.

- a) The Designer Series by B&D® - In normal residential use are covered by a 10 Year warranty for all components and associated labour, conditional on correct care guidelines, as recommended in the product handbook. Full details of the warranty are from www.bnd.com.au. Warranty only applies to doors purchased and installed in Australia or New Zealand. Warranty only valid if warranty conditions are met.
- b) The company reserves the right to make changes or improvements to the products or accessories without notice and without incurring any obligation to make similar changes or improvements to goods previously ordered. Specifications subject to change without notice. c) Details correct at date of publication. B&D® Doors & Openers is a division of B&D® Australia Pty Ltd, ABN 25 010 473 971 © 2018 B&D® Australia. Dulux® is a registered trade mark of DuluxGroup Australia Pty Ltd. B&D® Doors & Openers, B&D® are registered trade marks.